



THREE WAYS TO RENEW YOUR FOCUS ON DESIGN

Experience Cloud Services for SOLIDWORKS Today

INTRODUCTION: FREEDOM TO DESIGN

SOLIDWORKS started with a dream of moving CAD away from ivory towers and putting the power to create on every engineer's desktop. A few decades later, our goal remains the same: to further empower you with the freedom to design. This means removing friction from your design process by streamlining or completely eliminating mundane, non-value-added tasks that consume a lot of your valuable design time. With cloud technology, we are able to address everyday challenges that come with sharing and collaborating remotely, securely storing and accessing 3D models, and having complete visibility on projects. Our goal is to help you focus more on design and innovation and less on worrying about rework, lost files, and friction in your design processes.

Cloud Services connects SOLIDWORKS® CAD data to the cloud-based **3DEXPERIENCE®** platform, providing new capabilities to share and mark up 3D designs with ANYONE, a place to securely store and access designs, and the ability to formally manage design changes.

We understand that customers have unique needs, whether you need to simply share models or require greater control of your data. Therefore, we're offering capabilities that are scalable and that you can adopt at your own pace. And as your needs grow, Cloud Services also provides you with access to **3DEXPERIENCE Works**, a product innovation portfolio of industry-leading tools for design, simulation, data management, and manufacturing, enabling everyone involved in product development to contribute to the innovation process.

To meet a wide range of needs, Cloud Services gives you access to the following capabilities: **Share and Markup**, **Store and Revise**, and **Manage and Control**.



SHARE AND MARKUP

With Cloud Services, getting real-time feedback on your designs is as easy as sharing a secure link from SOLIDWORKS. There's no need to send a physical file or download special viewers. You can now share your 3D models with ANY external stakeholders, such as suppliers, clients, and other collaborators—even if they don't have the **3DEXPERIENCE** platform. All the stakeholders need to do is set up a free **3DEXPERIENCE** ID account to be able to communicate back and forth on 3D models using their browser.

“We've used this tool consistently with our customers that have more specific requirements or higher-level requirements. We can now send that data to the customer in their own home, even have them log in and tell us what would work for them in a much more efficient manner that gives them the solution and the capability to truly use our product how it's meant to be utilized.”

—Tatiana Place, Production Manager, Bowhead Corp

HOW TO SHARE AND MARKUP

With Cloud Services you can share 3D models with stakeholders directly from within SOLIDWORKS by simply clicking “Share a File” on the “Lifecycle and Collaboration” toolbar. Then type an email address and your message, click a button to share the file, and the link will be emailed to the recipient.

The recipient will receive an email, and can click the link in a web browser on any device. They can then see the entire 3D model, which will open in 3DPlay, where they can spin it around, explode the assembly, mark it up, and comment and send it back as a screenshot directly from 3DPlay.

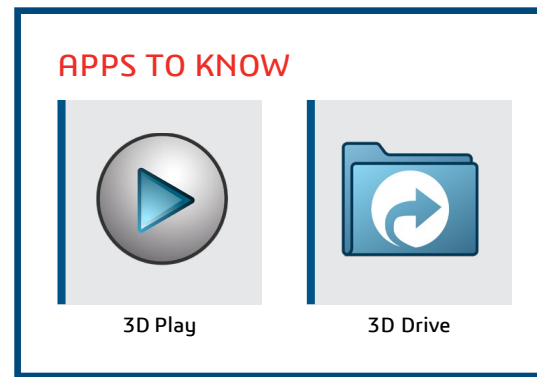
You will then get a notification inside SOLIDWORKS. You can view the comments and markups added to the model, and can communicate back and forth without ever leaving SOLIDWORKS.

This workflow saves time for all parties involved, by eliminating tedious tasks such as switching from various applications, including email, eDrawings®, and CAD applications. You don’t have to ask the stakeholder to download a viewer. There’s no need to worry about compatibility issues and everyone having the same software version either.

What’s also great about this process is that your data is always secure. When you send your model, you can assign access rights, such as view and edit, and you can easily take permissions away. If something changes in the design, you can easily update to revoke the last “share” so that everyone has access to the latest version.

The process is similar to sharing with the eDrawings viewer, but there are no downloads involved and no need to send a physical file. With real-time access to the right tools and information, organizations can increase collaboration, improve productivity, and accelerate innovation.

Explore our [Tutorial Videos](#) to get started with Share and Markup.



STORE AND REVISE

During the COVID-19 pandemic many companies, including design and engineering firms, scrambled to figure out how to work remotely. Many used disconnected cloud platforms like Google Drive and Dropbox, or had to set up VPN servers to access their data on product data management (PDM) systems.

Today many are still working remotely, at least part of the time, and cloud platforms are essential.

With Cloud Services and the **3DEXPERIENCE** platform, your data is securely stored in one place, so it's easily accessible, from any device, keeping everyone up-to-date, and providing a single source of truth. And you don't have to invest time and money in an external server.

“Traditional PDM systems have their limits, but with the **3DEXPERIENCE platform, we now have a central, scalable portal in the cloud, where all parts and assemblies, including data sheets, are stored securely and accessible to all project participants at any time and from any device. And the security of our data is assured by two-factor authentication and data encryption.”**

—Fabian Stutz, Co-founder and CEO, Pharmabotix

Perhaps the biggest benefit of Cloud Services is it enables what we call hassle-free design. What makes the **3DEXPERIENCE** platform stand out from other cloud platforms and document management systems is it is a CAD-aware environment, meaning it's purpose-built for designers.

We know that, in the CAD world, everything is related and linked together. When you rename a part, it's all tracked on the platform, so you don't have to relink a newly named part to an assembly, and you don't have to update assemblies and file path links individually.

Network drives aren't ideal either for CAD design. You know the scenario all too well: If one of your folders has one character change in its file name or folder name, then the whole assembly structure can break.

With the **3DEXPERIENCE** platform, revisions are also easier to track so you don't end up with duplicate files and complex file names.

HOW TO STORE AND REVISE

For firms that need to collaborate on designs, we've got you covered, with apps such as 3D Markup, Collaborative Tasks, Product Explorer, and Compare, all part of the Collaborative Industry Innovator role that comes with Cloud Services.

3D Markup is a fully cloud-based viewing and markup tool that allows you to collaborate with other platform users and mark up the actual model that's stored on the platform, so you are not creating a duplicate, and all the markups and comments stay with that data as well, so there's a full paper trail.

The Collaborative Tasks app provides an online to-do list. It is an exceptional collaboration tool that you can access directly in SOLIDWORKS, and that helps you and your team stay organized and track tasks. The best thing about it is that you can attach the actual CAD model to the task by dragging and dropping it onto the task so there's a clear explanation of what needs to be done, by whom, to what, and by when. When the task is complete, you can simply drag and drop it into the "completed" column. Even for individual users it's a fantastic way to meet deadlines by mapping out your day or week.

During design reviews, managers can use the Compare app to verify if assigned changes were made. Or when a manager gets a notification that a task is done, they can easily drag and drop it into the Compare app to check the overlying geometry to see that a change was done correctly.

The Product Explorer app allows you to visualize products and their structures. The app opens two widgets: Product Structure Explore, which displays the tree, and 3D Navigate, which displays the object in 3D. It is beneficial for both CAD users and non-CAD users, as you can check the status of a design assembly; see who created what, what materials were used, and who it came from; and see if there is a material shortage or anything that could cause a delay in meeting your deadline.

Explore our [Tutorial Videos](#) to get started with Store and Revise.



MANAGE AND CONTROL



Should you need to progress beyond sharing and storage, the platform's data management capabilities progress with you. If your business has complex needs, Cloud Services gives you full access to a suite of tools to help manage data, work through formal change actions and approvals, and keep project tasks in check. Cloud Services scales with you, no matter your needs.

“It's about control of our parts, control of our inventory, control of our bills and materials. To maintain the quality of our product control is really important. But we have to do it in the Bowhead way, in a way that works for us. We have to have a certain amount of structure and control. The platform has been really useful for us in that way.”

—Roger McPherson, Vice President of Engineering, Bowhead Corp

“In terms of 3DEXPERIENCE, our data is on a single platform. Now that it has become cloud data, all our production teams with us and our fabrication teams can find it out very easily, and we can see how much work is completed from the design team. In fact, if we need to comment on it, we can do so easily. Apart from that, if there is a new change, all our production teams can comment on it. We get a notification, and we get to work on it easily.”

—Nitin Kumar, Head of Design, WAE Corp



HOW TO MANAGE AND CONTROL

If you have more complex needs, or if you need a higher level of control, you can use the **3DEXPERIENCE** platform to manage changes with change management apps like the Change Execution and Issue Management apps.

For example, when a design is finished and ready to be submitted for approval but needs to be approved by various managers, there are tools to help you easily achieve that.





Or say you're getting ready to release a new design, but there are issues to fix. Without Cloud Services you'd email the engineer the markups and a week goes by, and it doesn't look like anything has changed. You ask your colleague, who says they never saw the email. Sound familiar? With Cloud Services and the **3DEXPERIENCE** platform, you have access to the Issue Management app to alleviate those types of situations.

Using the Issue Management app, you can simply tag someone in your organization to an issue, and they'll get a 3D notification with additional details. Clicking the link in the notification will take you right to the issue in question. Simple as that.

Or if you need a higher level of documentation for International Organization for Standardization (ISO) audits and everything that you've done throughout this past year, you can have that with the Change Execution and Issue Management apps.

Explore our [Tutorial Videos](#) to get started with Manage and Control.

APPS TO KNOW

 Route Management	 Issue Management
 Change Execution	 Issue 3D Review


ROLES INCLUDED WITH CLOUD SERVICES

Cloud Services includes three key roles, and each role consists of multiple apps that enable you to **Share and Markup, Store and Revise, Manage and Control**, and more.

Collaborative Designer for SOLIDWORKS. This role connects SOLIDWORKS CAD to the **3DEXPERIENCE** platform, making real-time data easily accessible to everyone. You can check out the Welcome app on the Collaborative Designer for SOLIDWORKS Default Cockpit to learn how to navigate around the platform and use your apps.

3DSwymer. This role is a base-level role that gives you access to the platform and enables you to view, share, edit, and collaborate online with no installation.

Collaborative Industry Innovator. This role gives you the ability to store, share, and manage your 3D design content. It provides a scalable set of apps that allow you to start simple and utilize product data management capabilities should you need them, in your own time.



APPS TO KNOW

Apps to Know for Share and Markup Included With the 3DSwymer Role



3DPlay - Access immersive 3D visualization and view CAD data by dragging and dropping your file into the application.



3DDrive - Use secure file storage and sharing.

Apps to Know for Manage and Control Included With the Collaborative Industry Innovator Role



Change Execution - Clearly communicate change decisions and assignments across all impacted domains by creating, assigning, and managing change actions.



Issue Management - Create, organize, and communicate product issues amongst team members.



Route Management - Create and manage routes and tasks from the 3DDashboard. A route is a set of tasks that users complete to accomplish a business activity.



Issue 3D Review - Identify and visually analyze issues with 3D context to facilitate early discovery of problems for downstream processes.

Apps to Know for Store and Revise Included With the Collaborative Industry Innovator Role



3DSpace - Store and share any type of content with your team internally. Create secure access-controlled spaces to store and share your design content.



Bookmark Editor - Create and manage bookmarks to organize your design data and documents in a folderlike structure.



3D Markup - Share 2D and 3D web-based markup with your team members.



Collaborative Tasks - Easily organize, optimize, access, and execute tasks for you and your team.



Product Explorer - Navigate content through 3D visualization and structured trees.



Compare - Compare any document, part, assembly, or drawing and easily identify the differences between two items to find changes from one revision to the next.

ACTIVATE CLOUD SERVICES TODAY

Cloud technology is no longer a trend—it's a reality and a necessity for design and engineering firms to stay connected, innovative, and competitive. With Cloud Services, the tools you need to get started and succeed are right at your fingertips.

We understand the critical value that Cloud Services provides to our CAD designers, and encourage you to take advantage of this groundbreaking technology today!

“ We know you are passionate about design. These capabilities will enable you to do so much more than before. Most importantly, it will free you to do what you love most: Create amazing, innovative new products in a safe and collaborative environment open to anyone.”

—Gian Paolo Bassi, Executive Vice President,
3DEXPERIENCE Works, Dassault Systèmes

To learn how customers like you use Cloud Services, [visit this page](#).

To access our technical video guides and to get started with Cloud Services today, [visit this page](#).

[Contact your reseller](#) to learn how you can get more out of your new SOLIDWORKS Subscription or how you can upgrade to Cloud Services for SOLIDWORKS today.

Our **3DEXPERIENCE**® platform powers our brand applications, serving 12 industries, and provides a rich portfolio of industry solution experiences.

Dassault Systèmes, the **3DEXPERIENCE** Company, is a catalyst for human progress. We provide business and people with collaborative virtual environments to imagine sustainable innovations. By creating virtual twin experiences of the real world with our **3DEXPERIENCE** platform and applications, our customers can redefine the creation, production and life-cycle-management processes of their offer and thus have a meaningful impact to make the world more sustainable. The beauty of the Experience Economy is that it is a human-centered economy for the benefit of all –consumers, patients and citizens.

Dassault Systèmes brings value to more than 300,000 customers of all sizes, in all industries, in more than 150 countries. For more information, visit www.3ds.com.



3DEXPERIENCE®